

Sensitivity Analysis in Variational Data Assimilation and Applications

DACIAN N. DAESCU

Dept. Mathematics & Statistics

Portland State University, Portland, Oregon, USA

Workshop on Diagnostics of data assimilation system performance

ECMWF, June 15-17, 2009

Goals:

- 1 Sensitivity to σ_b^2, σ_o^2 is feasible in data assimilation
- 2 A tool for DAS diagnosis and estimation of σ_b^2, σ_o^2

Elements:

- 1 Sensitivity equations of VDA: $[\mathbf{x}_b, \sigma_b^2], [\mathbf{y}, \sigma_o^2]$
- 2 Estimation of DAS input parameters
- 3 Adjoint-based observation impact estimation
- 4 Illustrative numerical experiments
 - Diagnosis using error-variance sensitivity
 - Estimation of input error-variances

Sensitivity analysis: $\delta e = e(\mathbf{u} + \delta \mathbf{u}) - e(\mathbf{u}) \approx \nabla_{\mathbf{u}} e(\mathbf{u}) \cdot \delta \mathbf{u}$

- ① **Model sensitivity:** Estimate the variations in the model output due to the variations in the model input

- Model: $\mathbf{x}^f = \mathcal{M}(\mathbf{x})$
- Forecast aspect: $e(\mathbf{x}) = (\mathbf{x}^f - \mathbf{x}^v)^T \mathbf{C}(\mathbf{x}^f - \mathbf{x}^v)$
- Sensitivity: $\nabla_{\mathbf{x}} e(\mathbf{x}) = 2\mathbf{M}^T(\mathbf{x})\mathbf{C}(\mathbf{x}^f - \mathbf{x}^v)$

- ② **DAS sensitivity:** Estimate the variations in the model output due to the variations in the DAS input

$$J(\mathbf{x}) = \frac{1}{2}(\mathbf{x} - \mathbf{x}_b)^T \mathbf{B}^{-1}(\mathbf{x} - \mathbf{x}_b) + \frac{1}{2}[\mathbf{h}(\mathbf{x}) - \mathbf{y}]^T \mathbf{R}^{-1}[\mathbf{h}(\mathbf{x}) - \mathbf{y}]$$

$$\mathbf{x}_a = \text{Arg min } J$$

$$\mathbf{x}_a = \mathbf{x}_a(\mathbf{u}), \quad \mathbf{u} = [\mathbf{x}_b, \mathbf{B}, \mathbf{y}, \mathbf{R}]$$

$$\text{Sensitivity: } \nabla_{\mathbf{u}} e(\mathbf{x}_a) = \nabla_{\mathbf{u}} \mathbf{x}_a \nabla_{\mathbf{x}} e(\mathbf{x}_a)$$

Sensitivity to parameters and impact estimates

- Derived from the first-order optimality conditions

$$\min_{\mathbf{x}} J(\mathbf{x}, \mathbf{u}) \Rightarrow \nabla_{\mathbf{x}} J(\mathbf{x}, \mathbf{u}) = \mathbf{0}$$

- Analysis sensitivity (implicit function theorem)

$$\nabla_{\mathbf{u}} \mathbf{x}(\mathbf{u}) = -\nabla_{\mathbf{u}\mathbf{x}}^2 J [\nabla_{\mathbf{x}\mathbf{x}}^2 J]^{-1}$$

- Sensitivity of a model functional output $e(\mathbf{x}(\mathbf{u}))$:

$$\nabla_{\mathbf{u}} e = \nabla_{\mathbf{u}\mathbf{x}} \nabla_{\mathbf{x}} e = -\nabla_{\mathbf{u}\mathbf{x}}^2 J [\nabla_{\mathbf{x}\mathbf{x}}^2 J]^{-1} \nabla_{\mathbf{x}} e$$

- Estimate the impact of variations in parameters:
 - first order accurate

$$\delta e \approx (\delta \mathbf{u})^T \nabla_{\mathbf{u}} e(\mathbf{x}(\mathbf{u}))$$

- second order accurate

$$\delta e \approx (\delta \mathbf{u})^T \nabla_{\mathbf{u}} e(\mathbf{x}(\mathbf{u})) + \frac{1}{2} (\delta \mathbf{u})^T \nabla_{\mathbf{u}\mathbf{u}}^2 e(\mathbf{x}(\mathbf{u})) (\delta \mathbf{u})$$

Sensitivity analysis in VDA: implicit is easier

$$J = \frac{1}{2} \frac{(x - x_b)^2}{\sigma_b^2} + \frac{1}{2} \frac{(x - y)^2}{\sigma_o^2} \Rightarrow x_a = x_b + \frac{\sigma_o^{-2}}{\sigma_b^{-2} + \sigma_o^{-2}} (y - x_b)$$

Optimality condition:

$$J'(x_a) = \sigma_b^{-2}(x_a - x_b) + \sigma_o^{-2}(x_a - y) = 0$$

$$J''(x_a) = \sigma_b^{-2} + \sigma_o^{-2}$$

Implicit function theorem: $J'(x_a, u) = 0 \Rightarrow \frac{\partial x_a}{\partial u} = - [J''(x_a, u)]^{-1} J'_u(x_a, u)$

$$\frac{\partial x_a}{\partial y} = \frac{\sigma_o^{-2}}{\sigma_b^{-2} + \sigma_o^{-2}}$$

$$\frac{\partial x_a}{\partial x_b} = \frac{\sigma_b^{-2}}{\sigma_b^{-2} + \sigma_o^{-2}}$$

$$\frac{\partial x_a}{\partial \sigma_o^{-2}} = \frac{(y - x_a)}{\sigma_b^{-2} + \sigma_o^{-2}}$$

$$\frac{\partial x_a}{\partial \sigma_b^{-2}} = \frac{(x_b - x_a)}{\sigma_b^{-2} + \sigma_o^{-2}}$$

Sensitivity equations of VDA

Daescu, MWR 2008

$$\nabla_{\mathbf{x}} J(\mathbf{x}_a) = 0 \iff \mathbf{B}^{-1}(\mathbf{x}_a - \mathbf{x}_b) + \mathbf{H}^T \mathbf{R}^{-1}[\mathbf{h}(\mathbf{x}_a) - \mathbf{y}] = 0$$

DAS input	Sensitivity	Equation
Observations	$\nabla_{\mathbf{y}} e(\mathbf{x}_a)$	$\mathbf{R}^{-1} \mathbf{H} \mathbf{A} \nabla_{\mathbf{x}} e(\mathbf{x}_a)$
Obs. error variance	$\nabla_{\sigma_0^2} e(\mathbf{x}_a)$	$\{\mathbf{R}^{-1}[\mathbf{h}(\mathbf{x}_a) - \mathbf{y}]\} \odot \nabla_{\mathbf{y}} e(\mathbf{x}_a)$
Background	$\nabla_{\mathbf{x}_b} e(\mathbf{x}_a)$	$\mathbf{B}^{-1} \mathbf{A} \nabla_{\mathbf{x}} e(\mathbf{x}_a)$
Back. error variance	$\nabla_{\sigma_b^2} e(\mathbf{x}_a)$	$[\mathbf{B}^{-1}(\mathbf{x}_a - \mathbf{x}_b)] \odot \nabla_{\mathbf{x}_b} e(\mathbf{x}_a)$

In particular, if $\mathbf{x}_a = \mathbf{x}_b + \mathbf{K}[\mathbf{y} - \mathbf{H}\mathbf{x}_b]$ then

$$\nabla_{\mathbf{y}} e(\mathbf{x}_a) = \mathbf{K}^T \nabla_{\mathbf{x}} e(\mathbf{x}_a), \quad \nabla_{\mathbf{x}_b} e(\mathbf{x}_a) = [\mathbf{I} - \mathbf{H}^T \mathbf{K}^T] \nabla_{\mathbf{x}} e(\mathbf{x}_a)$$

Sensitivity equations of VDA

DAS input	Sensitivity	Equation
Observations	$\nabla_{\mathbf{y}}e(\mathbf{x}_a)$	$\mathbf{R}^{-1}\mathbf{H}\mathbf{A}\nabla_{\mathbf{x}}e(\mathbf{x}_a)$
Obs. error variance	$\nabla_{\sigma_o^2}e(\mathbf{x}_a)$	$\{\mathbf{R}^{-1}[\mathbf{h}(\mathbf{x}_a) - \mathbf{y}]\} \odot \nabla_{\mathbf{y}}e(\mathbf{x}_a)$
Background	$\nabla_{\mathbf{x}_b}e(\mathbf{x}_a)$	$\mathbf{B}^{-1}\mathbf{A}\nabla_{\mathbf{x}}e(\mathbf{x}_a)$
Back. error variance	$\nabla_{\sigma_b^2}e(\mathbf{x}_a)$	$\{\mathbf{H}^T\mathbf{R}^{-1}[\mathbf{y} - \mathbf{h}(\mathbf{x}_a)]\} \odot \nabla_{\mathbf{x}_b}e(\mathbf{x}_a)$

Insight: If $\mathbf{H} = \mathbf{I}$ and \mathbf{B} and \mathbf{R} are diagonal then



$$\nabla_{\sigma_o^2}e(\mathbf{x}_a) \odot \nabla_{\sigma_b^2}e(\mathbf{x}_a) \leq \mathbf{0}$$

Tuning \neq Estimation

Parameter estimation

Data assimilation

$$\min_{\mathbf{x}} J(\mathbf{x}, \mathbf{u}) \Rightarrow \nabla_{\mathbf{x}} J(\mathbf{x}, \mathbf{u}) = \mathbf{0} \Rightarrow \mathbf{x} = \mathbf{x}(\mathbf{u})$$

Optimal parameter estimate

$$\begin{aligned} \min_{\mathbf{u}} e[\mathbf{x}(\mathbf{u})] &\Rightarrow \nabla_{\mathbf{u}} e[\mathbf{x}(\mathbf{u})] = \mathbf{0} \\ \mathbf{u}_{\star} &= \text{Arg min } e \end{aligned}$$

The steepest descent direction $-\nabla_{\mathbf{u}} e[\mathbf{x}(\mathbf{u})]$ identifies the direction where small variations in the specification of the DAS input parameters, from the current DAS configuration, will be of largest forecast benefit.

Parameter estimation requires:

- 1 an objective forecast error measure
- 2 statistical significance
- 3 a complete description of the DAS input parameters

High-order adjoint-DAS OBSI measures

Daescu and Todling, MWR 2009

1 Fundamental Theorem of Line Integrals (continuation framework)

$$\delta e = e(\mathbf{x}_a) - e(\mathbf{x}_b) = \int_{[\mathbf{x}_b, \mathbf{x}_a]} \nabla_{\mathbf{x}} e(\mathbf{x}) \cdot d\mathbf{x} = \int_0^1 (\delta \mathbf{x}_a)^T \nabla_{\mathbf{x}} e(\mathbf{x}_s) ds$$
$$\mathbf{x} = \mathbf{x}_b + s\delta \mathbf{x}_a, \quad d\mathbf{x} = \delta \mathbf{x}_a ds$$

2 Approximation by numerical integration schemes

- Trapezoidal rule:

$$\delta e_2^{a,b} = \frac{1}{2} (\delta \mathbf{x}_a)^T [\nabla_{\mathbf{x}} e(\mathbf{x}_b) + \nabla_{\mathbf{x}} e(\mathbf{x}_a)] = (\delta \mathbf{y})^T \frac{1}{2} \mathbf{K}^T [\nabla_{\mathbf{x}} e(\mathbf{x}_b) + \nabla_{\mathbf{x}} e(\mathbf{x}_a)]$$

- Midpoint rule:

$$\delta e_2^{(a+b)/2} = (\delta \mathbf{x}_a)^T \nabla_{\mathbf{x}} e(\mathbf{x}_{(a+b)/2}) = (\delta \mathbf{y})^T \mathbf{K}^T \nabla_{\mathbf{x}} e(\mathbf{x}_{(a+b)/2})$$

- Simpson's rule:

$$\delta e_4^{a,b,(a+b)/2} = (\delta \mathbf{y})^T \frac{1}{6} \mathbf{K}^T [\nabla_{\mathbf{x}} e(\mathbf{x}_b) + 4\nabla_{\mathbf{x}} e(\mathbf{x}_{(a+b)/2}) + \nabla_{\mathbf{x}} e(\mathbf{x}_a)]$$

Illustrative numerical results: Lorenz 40-variable model

Lorenz and Emanuel, JAS 1998

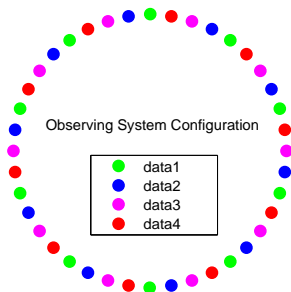
$$\frac{dx_j}{dt} = (x_{j+1} - x_{j-2})x_{j-1} - x_j + F$$

$$\mathbf{x}_a(t_i) = \mathbf{x}_b(t_i) + \mathbf{K}(t_i)[\mathbf{y}(t_i) - \mathbf{h}(\mathbf{x}_b(t_i))]$$

$$\mathbf{A}(t_i) = [\mathbf{I} - \mathbf{K}(t_i)\mathbf{H}(t_i)]\mathbf{B}(t_i)$$

$$\mathbf{x}_b(t_{i+1}) = \mathcal{M}_{t_i \rightarrow t_{i+1}}(\mathbf{x}_a(t_i))$$

$$\mathbf{B}(t_{i+1}) = \mathbf{M}_{t_i \rightarrow t_{i+1}}\mathbf{A}(t_i)\mathbf{M}_{t_i \rightarrow t_{i+1}}^T + \mathbf{Q}(t_i)$$



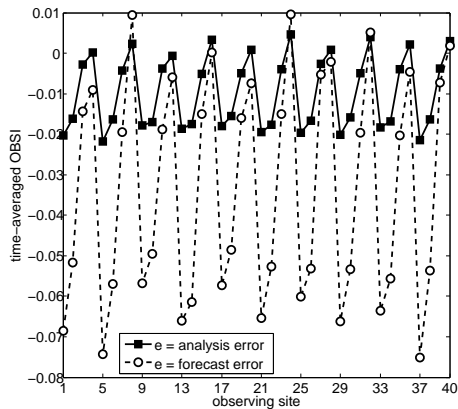
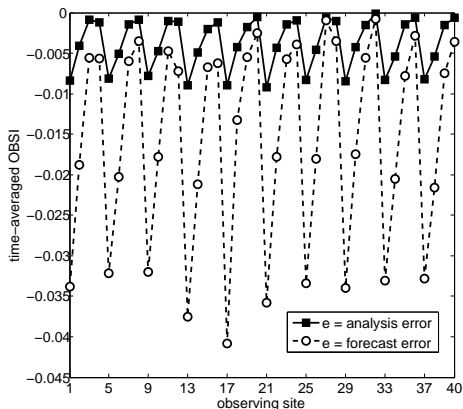
$\Delta t = 0.05, F = 8, F^f = 7.6, t_v = t_0 + 4\Delta t, 2880$ DAS cycles

$$\sigma_o^{(1)} = 0.1, \quad \sigma_o^{(2)} = 0.2, \quad \sigma_o^{(3)} = 0.6, \quad \sigma_o^{(4)} = 0.8, \quad \sigma_q = 0.1$$

1 DAS-1: σ_o statistically consistent

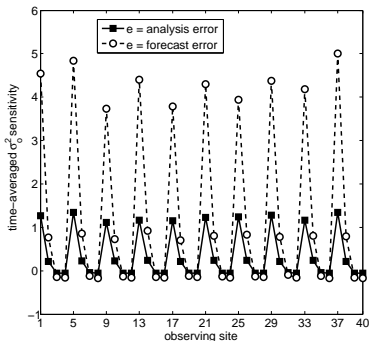
2 DAS-2: $\sigma_o = 0.4$

Adjoint-based OBSI estimation: DAS-1 vs. DAS-2



- 1 OBSI - no direct information on how to best make use of data
- 2 The sensitivity to observation error variance is necessary

Sensitivity to observation error variance in DAS-2



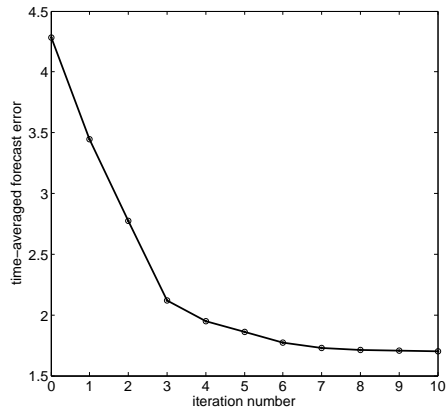
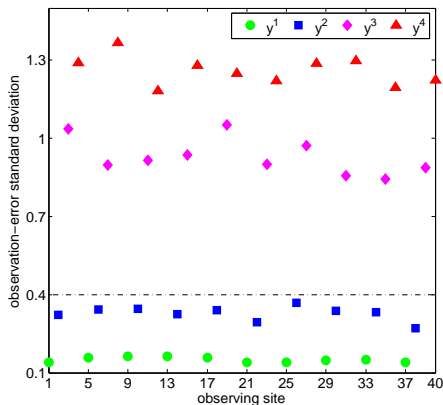
The steepest descent direction $-\nabla_{\sigma_o^2} e(\mathbf{x}_a)$ identifies the direction where small variations in σ_o^2 , from the current DAS configuration, will be of largest analysis/forecast benefit.

Diagnosis:

- 1 $\sigma_o^{(1)}, \sigma_o^{(2)}$ are overestimated, large $\delta\sigma_o^2$ impact
- 2 $\sigma_o^{(3)}, \sigma_o^{(4)}$ are underestimated, small $\delta\sigma_o^2$ impact

Observation error variance estimation in DAS-2

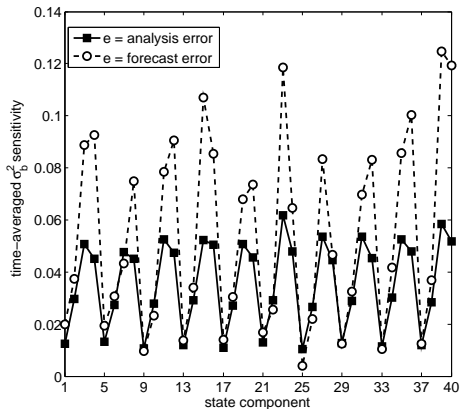
$$\min_{\sigma_o^2} e(\mathbf{x}_a)$$



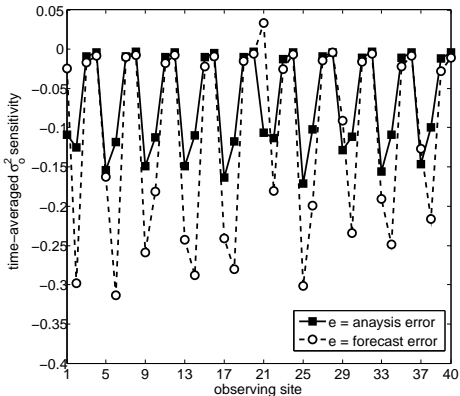
- 1 Accurate/improved estimation to high-impact data error variances
- 2 Overestimation to low-impact data error variances
- 3 Fast convergence (benefit from gradient information)

Sensitivity to input error variance in DAS-1

$$\nabla \sigma_b^2 e(\mathbf{x}_a)$$



$$\nabla \sigma_o^2 e(\mathbf{x}_a)$$

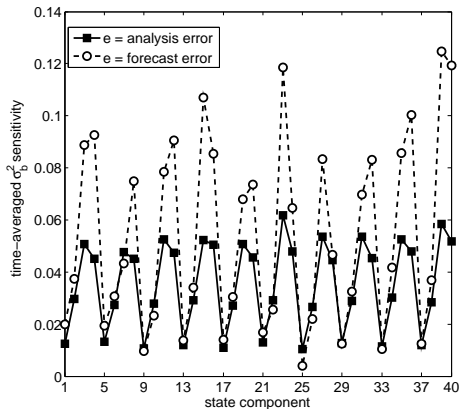


1 σ_o^2 known to be statistically consistent to observation errors

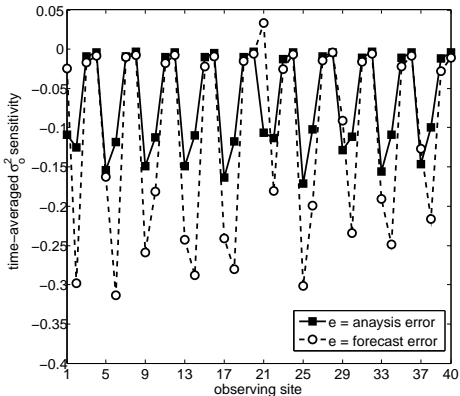
2 **Diagnosis:**

Sensitivity to input error variance in DAS-1

$$\nabla \sigma_b^2 e(\mathbf{x}_a)$$



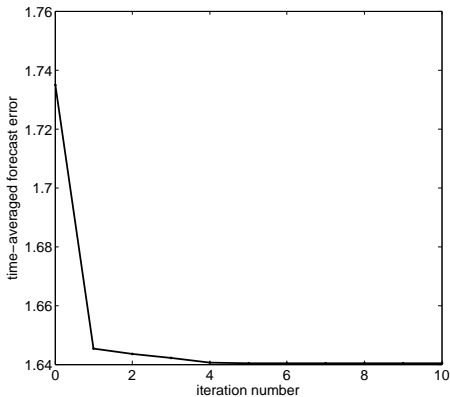
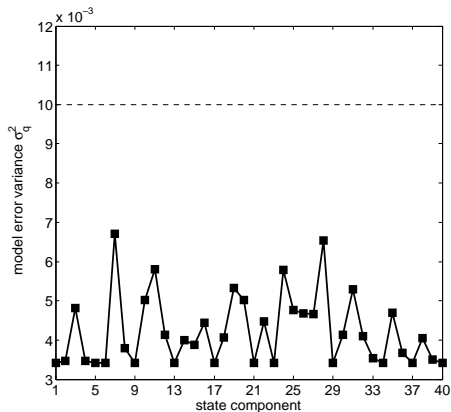
$$\nabla \sigma_o^2 e(\mathbf{x}_a)$$



- 1 σ_o^2 known to be statistically consistent to observation errors
- 2 **Diagnosis:** σ_b^2 overestimated in DAS-1
- 3 **Solution:** improve σ_b^2 by estimating σ_q^2 : $\nabla \sigma_q^2(t_i) \sigma_b^2(t_{i+1}) = \mathbf{I}$

Model error variance estimation in DAS-1

$$\min_{\sigma_q^2} e(\mathbf{x}_a)$$



- 1 Forecast error reduction of $\sim 5\%$
- 2 Fast convergence

Conclusions

- 1 Sensitivity to σ_b^2, σ_o^2 is feasible in data assimilation
- 2 Provides tools for DAS diagnosis and estimation of $\sigma_b^2, \sigma_o^2, \sigma_q^2$
- 3 All the necessary tools are in place or are being developed
- 4 Need for objective forecast error measures
- 5 A proof of concept was presented